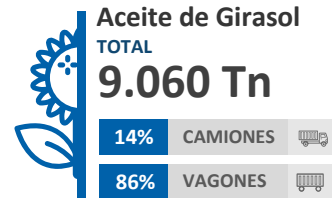
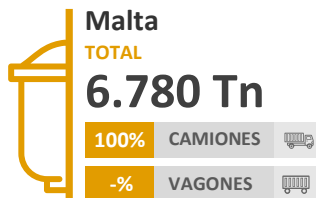
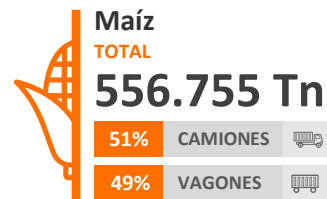
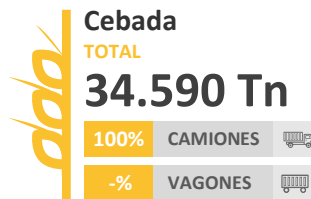


Descargas

Toneladas descargadas: **690.645 Tn. (222% i.a)**



Acumulado Toneladas Descargadas:
10.286.490 Tn. (+42% i.a)

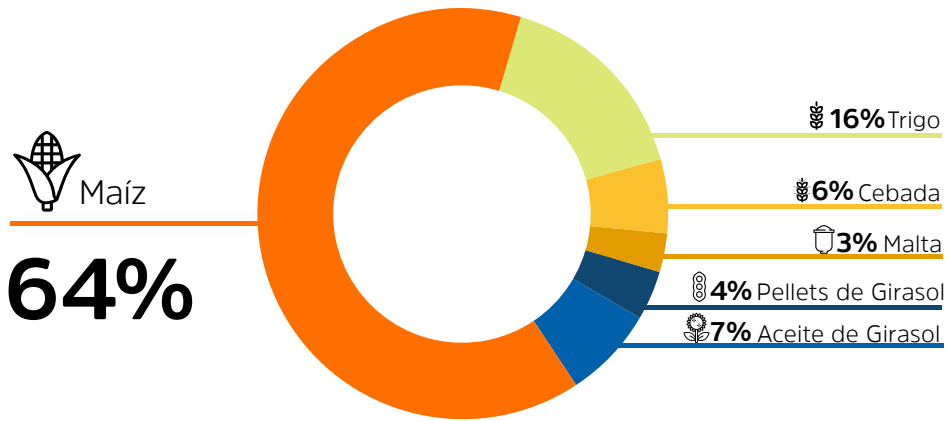


Embarques

Toneladas embarcadas: **490.808 Tn. (+231% i.a)**

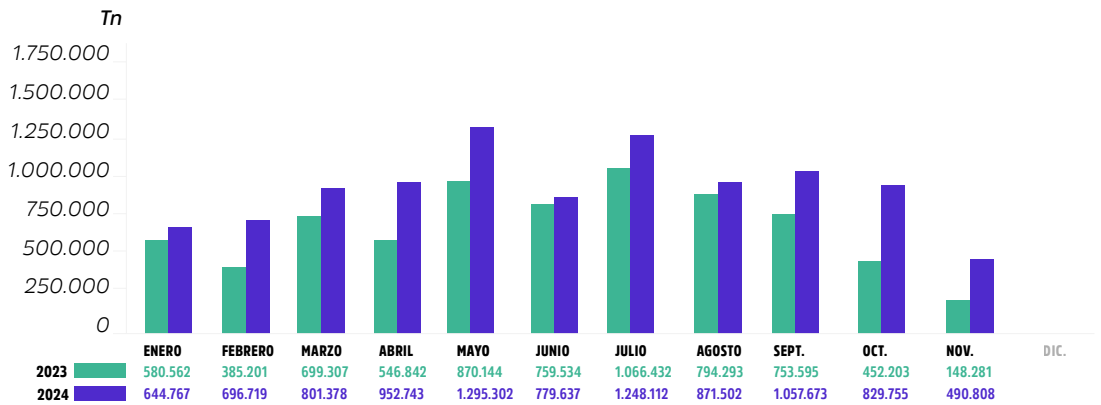
 Trigo 80.000 Tn	PRINCIPALES DESTINOS  Brasil... 100%
 Cebada 30.995 Tn	PRINCIPALES DESTINOS  Brasil... 33% Arabia Saudita... 67%
 Malta 15.540 Tn	PRINCIPALES DESTINOS  Brasil... 100%
 Maíz 312.706 Tn	PRINCIPALES DESTINOS  Vietnam... 34% Indonesia... 23% Corea del sur... 17%
 Aceite de Girasol 34.367 Tn	PRINCIPALES DESTINOS  India... 100%
 Pellets de Girasol 17.200 Tn	PRINCIPALES DESTINOS  Países Bajos... 100%

Participación del cultivo



Embarques

Acumulado Toneladas Embarcadas
9.668.397 Tn. (+37% i.a)



Toneladas anunciadas
 a embarcar hasta el 15/12/2024:

101.000 Tn

TRIGO	44%
MAÍZ	25%
MALTA	11%
PELLETS DE GIRASOL	20%